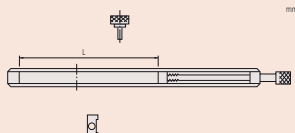


# Gauge Block Accessories

## Series 619

To expand the range of rectangular gauge block (steel and CERA) applications, Mitutoyo offers the gauge block accessories set. By assembling the items in the set, you can easily and quickly build up a precision measuring instrument.



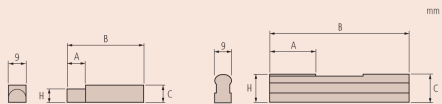
Holder : 619002 to 619005

Used to clamp plain jaws, a scriber point, etc., to a gauge block stack.




Holder base 35 mm : 619009

Acts as base for a stack of gauge blocks that carry one of the many types of point.



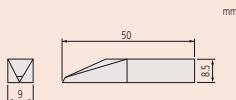
Half round jaw : 619010 to 619014

Used for gauging an outside or inside diameter if used when a pair of jaws in a holder.



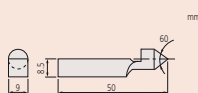
Plain jaw : 619018

Gauges outside and inside dimensions (not inside diameters) when used as a pair of jaws in a holder.



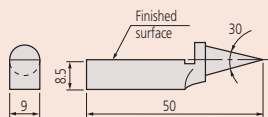
Scriber point : 619019

Scribes a straight line on a workpiece a known distance from a datum plane if used in a holder and holder base.



Centre point : 619020

Pushed into a small hole, or conical punch mark, this point provides the pivot for scribing a circular line with a gauge block trammel assembly.



Tram point : 619021

For checking distances between lines and points.



Triangular straight edge : 619022/619023

Can be used to indicate parallelism.



516-601



516-602

### Set

No.	Included in set
516-601J	(1 x 619003; 1 x 619004; 1 x 619005; 1 x 619009; 2 x 619010; 2 x 619011; 2 x 619012; 2 x 619013; 2 x 619014; 2 x 619018; 1 x 619019; 1 x 619020; 2 x 619021; 1 x 619022; 1 x 619023)
516-602J	(1 x 619002; 1 x 619003; 1 x 619004; 1 x 619005; 1 x 619009; 2 x 619010; 2 x 619011; 2 x 619012; 1 x 619019; 1 x 619020; 1 x 619022)

### Holder

No.	L mm
619002	Holder 15-60 mm
619003	Holder 5-100 mm
619004	Holder 15-160 mm
619005	Holder 20-250 mm

### Holder base

No.	L mm
619009	Holder base 35 mm

### Half-round jaw

No.	Size	H	A mm	B mm	C mm
619010	Half-round jaw 2 mm	2±0.0005 mm	5.5	40	7.5
619011	Half-round jaw 5 mm	5±0.0005 mm	14	45	7.5
619012	Half-round jaw 8 mm	8±0.0005 mm	18.5	50	8.5
619013	Half-round jaw 12 mm	12±0.0005 mm	25	75	13
619014	Half-round jaw 20 mm	20±0.0005 mm	25	125	20.5

### No. Description

619018	Plain jaw
619019	Scriber point
619020	Centre point
619021*	Tram point

### Triangular straight edge

No.	L mm	A mm
619022	Triangular straight edge 100 mm	16
619023*	Triangular straight edge 160 mm	19.5