

Linear Scale AT402E with cable A or B

Series 539 - Range 140-3040mm



With cable B (-02)

| No. | Effective range | L ¹ mm | L ² mm | L ³ mm | n (number of holes) |
|-------------|-----------------|-------------------|-------------------|-------------------|---------------------|
| 539-371-02* | 140 mm | 259 | 135 | 150 | 2 |
| 539-373-02* | 240 mm | 359 | 185 | 250 | 3 |
| 539-374-02 | 340 mm | 459 | 235 | 350 | 4 |
| 539-375-02* | 440 mm | 559 | 285 | 450 | 5 |
| 539-376-02* | 540 mm | 659 | 335 | 550 | 6 |
| 539-377-02* | 640 mm | 759 | 385 | 650 | 7 |
| 539-378-02* | 740 mm | 859 | 435 | 750 | 8 |
| 539-379-02* | 840 mm | 959 | 485 | 850 | 9 |
| 539-380-02* | 940 mm | 1059 | 535 | 950 | 10 |
| 539-381-02* | 1040 mm | 1159 | 585 | 1050 | 11 |
| 539-382-02* | 1140 mm | 1259 | 635 | 1150 | 12 |
| 539-383-02* | 1240 mm | 1359 | 685 | 1250 | 13 |
| 539-384-02* | 1340 mm | 1459 | 735 | 1350 | 14 |
| 539-385-02* | 1440 mm | 1559 | 785 | 1450 | 15 |
| 539-386-02* | 1540 mm | 1659 | 835 | 1550 | 16 |
| 539-387-02* | 1640 mm | 1759 | 885 | 1650 | 17 |
| 539-388-02* | 1740 mm | 1859 | 935 | 1750 | 18 |
| 539-389-02* | 1840 mm | 1959 | 985 | 1850 | 19 |
| 539-390-02* | 2040 mm | 2159 | 1085 | 2050 | 21 |
| 539-391-02* | 2240 mm | 2359 | 1185 | 2250 | 23 |
| 539-392-02* | 2440 mm | 2559 | 1285 | 2450 | 25 |
| 539-393-02* | 2640 mm | 2759 | 1385 | 2650 | 27 |
| 539-394-02* | 2840 mm | 2959 | 1485 | 2850 | 29 |
| 539-395-02* | 3040 mm | 3159 | 1585 | 3050 | 31 |

See schematic on following page

With cable A (-01)

| No. | Effective range | L ¹ mm | L ² mm | L ³ mm | n (number of holes) |
|-------------|-----------------|-------------------|-------------------|-------------------|---------------------|
| 539-371-01* | 140 mm | 259 | 135 | 150 | 2 |
| 539-373-01* | 240 mm | 359 | 185 | 250 | 3 |
| 539-374-01* | 340 mm | 459 | 235 | 350 | 4 |
| 539-375-01* | 440 mm | 559 | 285 | 450 | 5 |
| 539-376-01* | 540 mm | 659 | 335 | 550 | 6 |
| 539-377-01* | 640 mm | 759 | 385 | 650 | 7 |
| 539-378-01* | 740 mm | 859 | 435 | 750 | 8 |
| 539-379-01* | 840 mm | 959 | 485 | 850 | 9 |
| 539-380-01* | 940 mm | 1059 | 535 | 950 | 10 |
| 539-381-01* | 1040 mm | 1159 | 585 | 1050 | 11 |
| 539-382-01* | 1140 mm | 1259 | 635 | 1150 | 12 |
| 539-383-01* | 1240 mm | 1359 | 685 | 1250 | 13 |
| 539-384-01* | 1340 mm | 1459 | 735 | 1350 | 14 |
| 539-385-01* | 1440 mm | 1559 | 785 | 1450 | 15 |
| 539-386-01* | 1540 mm | 1659 | 835 | 1550 | 16 |
| 539-387-01* | 1640 mm | 1759 | 885 | 1650 | 17 |
| 539-388-01* | 1740 mm | 1859 | 935 | 1750 | 18 |
| 539-389-01* | 1840 mm | 1959 | 985 | 1850 | 19 |
| 539-390-01* | 2040 mm | 2159 | 1085 | 2050 | 21 |
| 539-391-01* | 2240 mm | 2359 | 1185 | 2250 | 23 |
| 539-392-01* | 2440 mm | 2559 | 1285 | 2450 | 25 |
| 539-393-01* | 2640 mm | 2759 | 1385 | 2650 | 27 |
| 539-394-01* | 2840 mm | 2959 | 1485 | 2850 | 29 |
| 539-395-01* | 3040 mm | 3159 | 1585 | 3050 | 31 |

See schematic on following page

Specifications

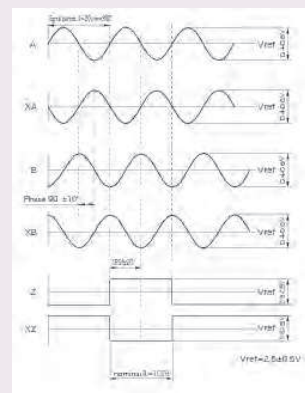
Effective range (L0) 140 - 3040 mm
 Accuracy at 20°C
 140 to 540 mm ±2 μm
 640 to 940 mm ±3 μm
 1040 to 3040 mm ±3 μm/m

Max. drive speed 120 m/min

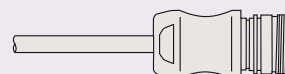
Signal period 20 μm

Operating temperature 0°C to 45°C

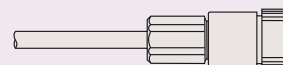
Output waveform Two 90° phase-shifted sinusoidal signals (1 Vpp)



Cable A: Lead wires type
 Cable length: 3 m



Cable B: Connectable to Euro controller (Siemens, Heidenhain)
 Cable length: 3 m



Cable C: Connectable to FANUC serial board
 Cable length: 3 m